




SCUOLA DELL' INFANZIA

FORME GEOMETRICHE

1

GEOMETRINO

DAI 3 AI
6 ANNI



A CURA DI VINCENZO RICCIO

da www.fantasiaweb.it


Disegni di Michelangelo Pace
Da www.123rf.com

copyright

Stampabili ad uso gratuito solo da scuole e bambini
Vietata riproduzione e inserimento in altri siti

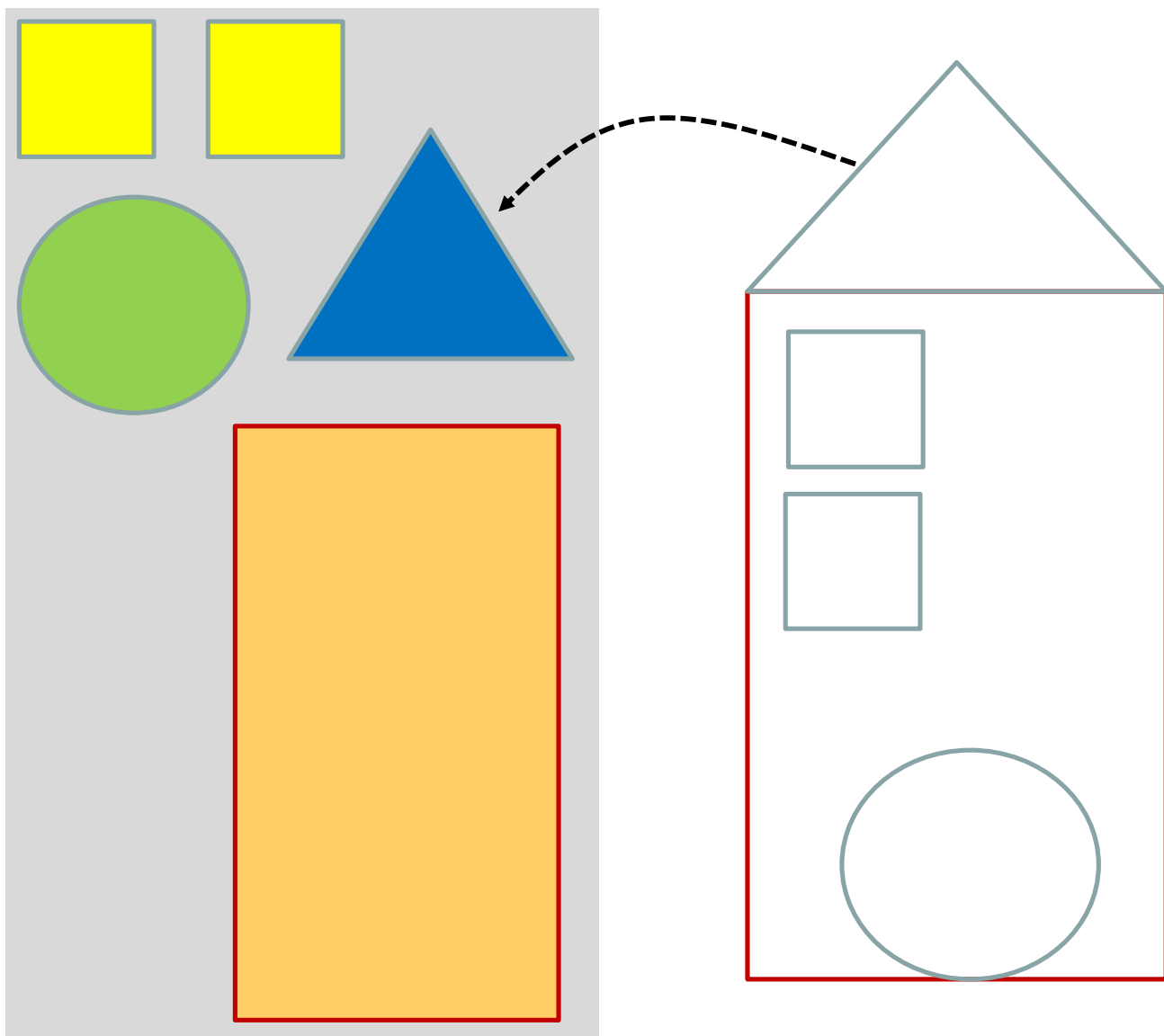
TI CONSIGLIO
DI COSTRUIRE UN BEL
CARTELLONE CON ME,
COSÌ I BAMBINI MI
POSSONO GUARDARE
SEMPRE.

SE MI GUARDU
BENE, CON ME
PUOI COSTRUIRE
ANCHE UNA
MARIONETTA
CHE SI MUOVE.

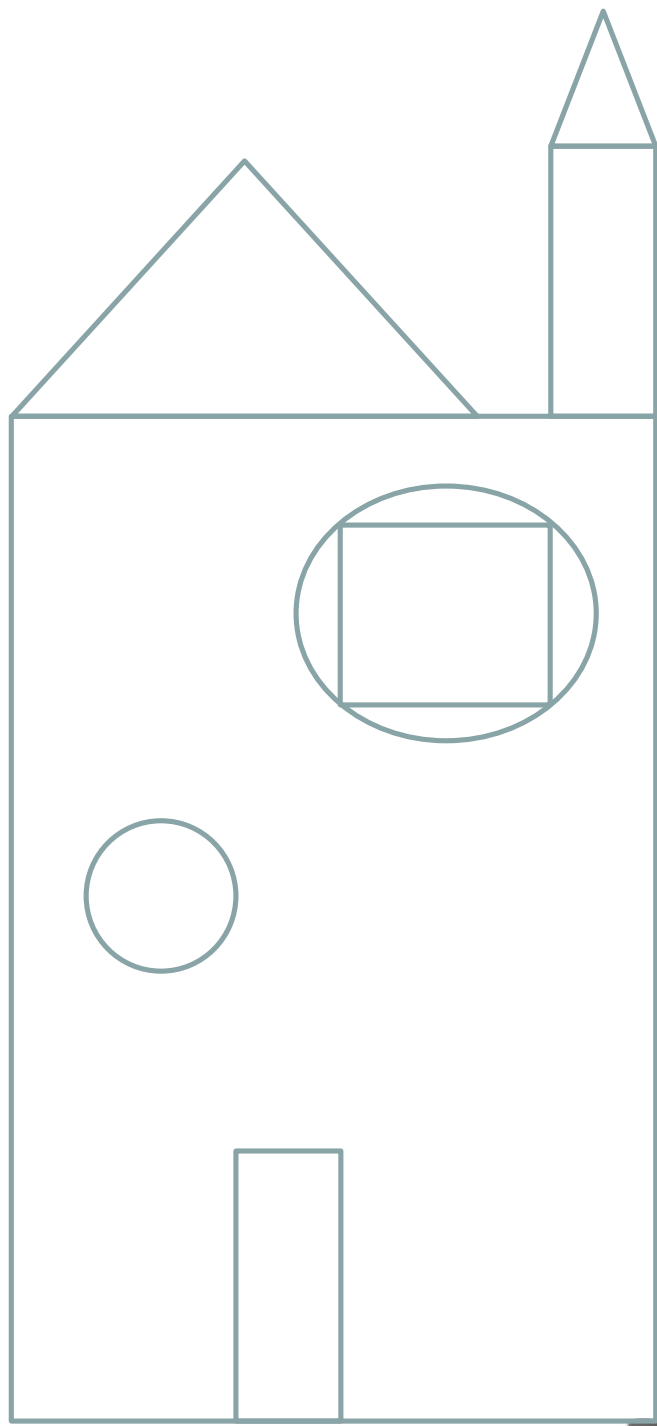
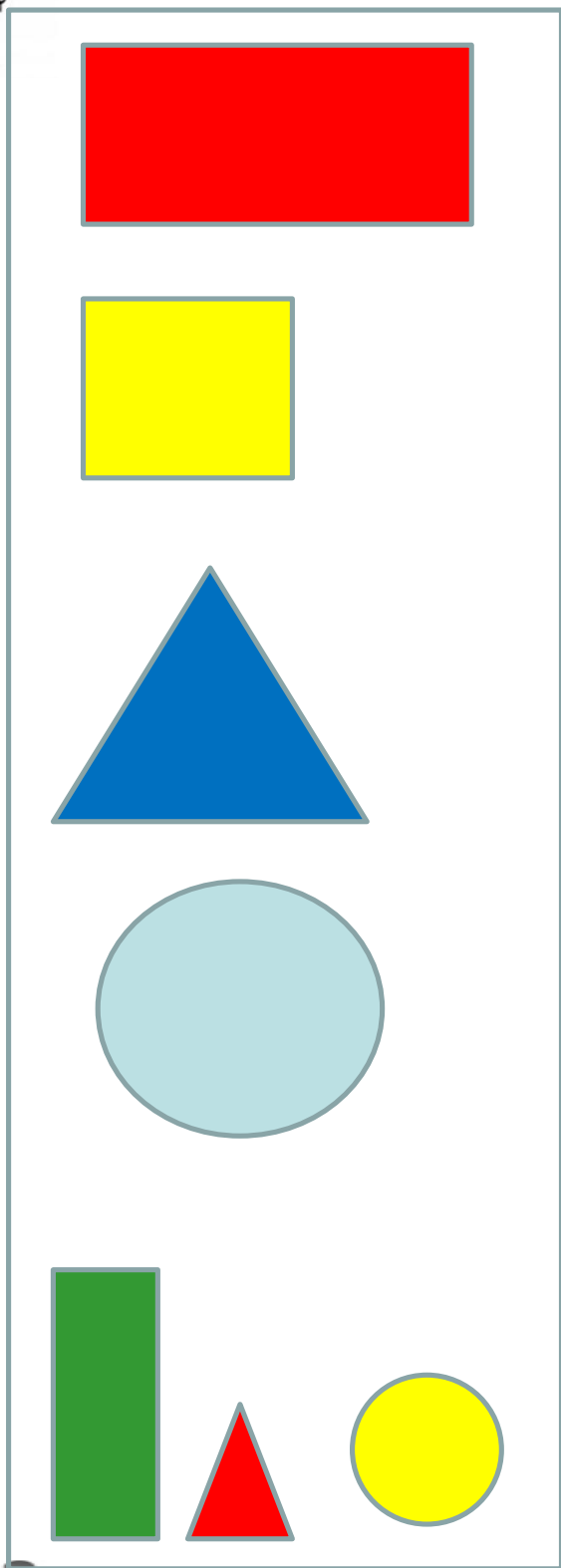





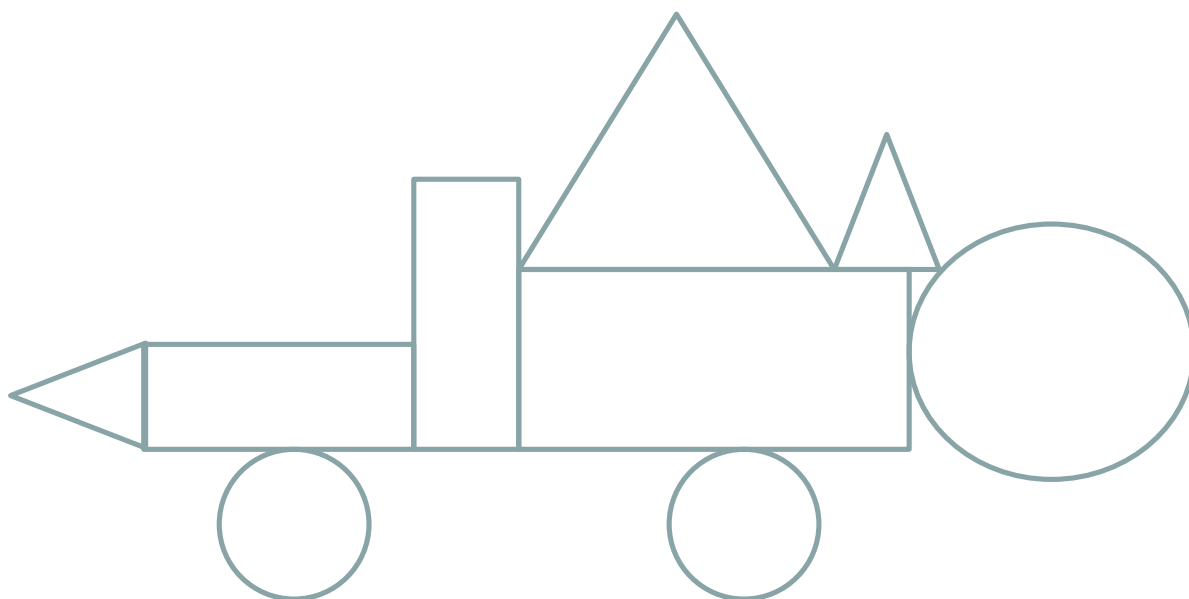


COMINCIAMO CON UN GIOCO.
IL LOGICO-TRASFORMER. UNA MACCHINA
FANTASTICA CHE FA MIRACOLI
PERMETTE DI INVENTARE E DI TRASFORMARE
TUTTO COMINCIAMO CON IL **LOGICO-
TRASFORMER DELLE FORME.**
GUARDA COME FUNZIONA.









SCOPRI LE FORME USATE PER COSTRUIRE IL DISEGNO.
UNISCILE CON UNA FRECCIA,
POI COLORA LE FORME CON COLORI UGUALI



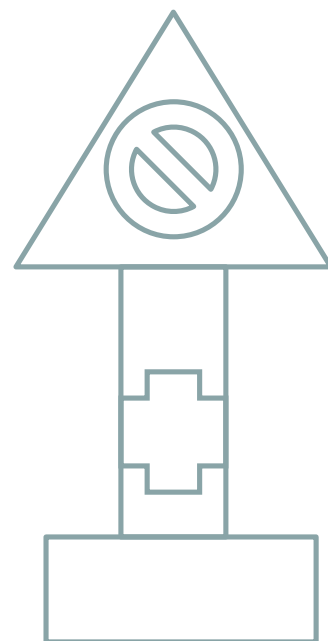
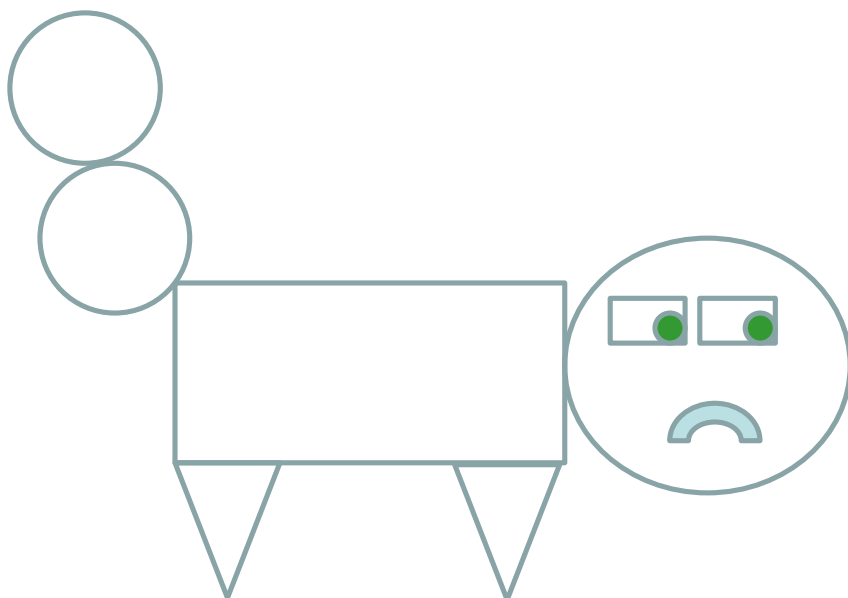





SCOPRI LE FORME USATE PER COSTRUIRE IL DISEGNO.
UNISCILE CON UNA FRECCIA,
POI COLORA LE FORME CON COLORI UGUALI.




SCOPRI LE FORME USATE PER COSTRUIRE IL DISEGNO.
UNISCILE CON UNA FRECCIA,
POI COLORA LE FORME CON COLORI UGUALI.








SCOPRI LE FORME USATE PER COSTRUIRE IL DISEGNO.
UNISCILE CON UNA FRECCIA,
POI COLORA LE FORME CON COLORI UGUALI.



SCOPRI LE FORME USATE PER COSTRUIRE IL DISEGNO.
UNISCILE CON UNA FRECCIA,
POI COLORA LE FORME CON COLORI UGUALI.






ADESSO TOCCA TE. USA LA TUA **LOGICO-TRASFORMER-FORME**.
USANDO LE FORME COSTRUISCI UNA FIGURA ORIGINALE.





USANDO LE FORME COSTRUISCI UNA FIGURA INVENTATA DA TE.

POI COLORA LE FORME CHE HAI SCELTO.

AIUTARE E STIMOLARE IL BAMBINO FACENDO IL GIOCO INSIEME, www.fantasiaweb.it
IL DOCENTE LO SVOLGE ALLA LAVAGNA.



USANDO LE FORME COSTRUISCI UNA FIGURA INVENTATA DA TE.
POI COLORA LE FORME CHE HAI SCELTO.
AIUTARE E STIMOLARE IL BAMBINO FACENDO IL GIOCO INSIEME, www.fantasiaweb.it
IL DOCENTE LO SVOLGE ALLA LAVAGNA.



USANDO LE FORME COSTRUISCI UNA FIGURA INVENTATA DA TE.
POI COLORA LE FORME CHE HAI SCELTO.
AIUTARE E STIMOLARE IL BAMBINO FACENDO IL GIOCO INSIEME, www.fantasiaweb.it
IL DOCENTE LO SVOLGE ALLA LAVAGNA.